



## Theo Forch Active Tyre Foam Care P320 400 ml

Forch Australia Pty Ltd

Chemwatch Hazard Alert Code: 4

Chemwatch: 23-5892

Issue Date: 15/04/2019

Version No: 4.1.1.1

Print Date: 27/08/2019

Safety Data Sheet according to WHS and ADG requirements

S.GHS.AUS.EN

### SECTION 1 IDENTIFICATION OF THE SUBSTANCE / MIXTURE AND OF THE COMPANY / UNDERTAKING

#### Product Identifier

Product name	Theo Forch Active Tyre Foam Care P320 400 ml
Synonyms	Art.: 6100 1680, 6104 1680
Proper shipping name	AEROSOLS
Other means of identification	Not Available

#### Relevant identified uses of the substance or mixture and uses advised against

Relevant identified uses	Use according to manufacturer's directions. Application is by spray atomisation from a hand held aerosol pack
--------------------------	--

#### Details of the supplier of the safety data sheet

Registered company name	Forch Australia Pty Ltd
Address	2 Forward Street Gnagnara WA 6077 Australia
Telephone	+61 8 9303 9113
Fax	+61 8 9303 9114
Website	www.forch.com.au
Email	admin@forch.com.au

#### Emergency telephone number

Association / Organisation	+61 8 9303 9113
Emergency telephone numbers	0413 550 330 (Terry Childs)
Other emergency telephone numbers	0424 135 792

### SECTION 2 HAZARDS IDENTIFICATION

#### Classification of the substance or mixture

**HAZARDOUS CHEMICAL. DANGEROUS GOODS.** According to the WHS Regulations and the ADG Code.

#### CHEMWATCH HAZARD RATINGS



	Min	Max
Flammability	4	
Toxicity	1	
Body Contact	1	
Reactivity	1	
Chronic	0	

0 = Minimum  
1 = Low  
2 = Moderate  
3 = High  
4 = Extreme

Poisons Schedule	Not Applicable
------------------	----------------

<b>Classification</b> <sup>[1]</sup>	Flammable Aerosols Category 1, Gas under Pressure (Compressed gas)
<b>Legend:</b>	1. Classified by Chemwatch; 2. Classification drawn from HCIS; 3. Classification drawn from Regulation (EU) No 1272/2008 - Annex VI

### Label elements

<b>Hazard pictogram(s)</b>	 
----------------------------	---

<b>SIGNAL WORD</b>	<b>DANGER</b>
--------------------	---------------

### Hazard statement(s)

<b>H222</b>	Extremely flammable aerosol.
<b>H280</b>	Contains gas under pressure; may explode if heated.
<b>AUH044</b>	Risk of explosion if heated under confinement.

### Precautionary statement(s) Prevention

<b>P210</b>	Keep away from heat/sparks/open flames/hot surfaces. - No smoking.
<b>P211</b>	Do not spray on an open flame or other ignition source.
<b>P251</b>	Pressurized container: Do not pierce or burn, even after use.

### Precautionary statement(s) Response

Not Applicable

### Precautionary statement(s) Storage

<b>P410+P403</b>	Protect from sunlight. Store in a well-ventilated place.
<b>P410+P412</b>	Protect from sunlight. Do not expose to temperatures exceeding 50 °C/122 °F.

### Precautionary statement(s) Disposal

Not Applicable

## SECTION 3 COMPOSITION / INFORMATION ON INGREDIENTS

### Substances

See section below for composition of Mixtures

### Mixtures

CAS No	%[weight]	Name
115-10-6	10-20	<u>dimethyl ether</u>
Not Available	<5	anionic surfactants
Not Available	<5	non-ionic surfactants
Not Available	<5	aliphatic hydrocarbons
Not Available	0.1-0.99	ethoxylated fatty alcohol

## SECTION 4 FIRST AID MEASURES

### Description of first aid measures

<b>Eye Contact</b>	<p>If aerosols come in contact with the eyes:</p> <ul style="list-style-type: none"> <li>▶ Immediately hold the eyelids apart and flush the eye continuously for at least 15 minutes with fresh running water.</li> <li>▶ Ensure complete irrigation of the eye by keeping eyelids apart and away from eye and moving the eyelids by occasionally lifting the upper and lower lids.</li> <li>▶ Transport to hospital or doctor without delay.</li> <li>▶ Removal of contact lenses after an eye injury should only be undertaken by skilled personnel.</li> </ul>
<b>Skin Contact</b>	<p>If solids or aerosol mists are deposited upon the skin:</p> <ul style="list-style-type: none"> <li>▶ Flush skin and hair with running water (and soap if available).</li> <li>▶ Remove any adhering solids with industrial skin cleansing cream.</li> <li>▶ <b>DO NOT use solvents.</b></li> <li>▶ Seek medical attention in the event of irritation.</li> </ul>

<b>Inhalation</b>	<p>If aerosols, fumes or combustion products are inhaled:</p> <ul style="list-style-type: none"> <li>▶ Remove to fresh air.</li> <li>▶ Lay patient down. Keep warm and rested.</li> <li>▶ Prostheses such as false teeth, which may block airway, should be removed, where possible, prior to initiating first aid procedures.</li> <li>▶ If breathing is shallow or has stopped, ensure clear airway and apply resuscitation, preferably with a demand valve resuscitator, bag-valve mask device, or pocket mask as trained. Perform CPR if necessary.</li> <li>▶ Transport to hospital, or doctor.</li> </ul>
<b>Ingestion</b>	Not considered a normal route of entry.

### Indication of any immediate medical attention and special treatment needed

Treat symptomatically.  
for lower alkyl ethers:

#### BASIC TREATMENT

- ▶ Establish a patent airway with suction where necessary.
- ▶ Watch for signs of respiratory insufficiency and assist ventilation as necessary.
- ▶ Administer oxygen by non-rebreather mask at 10 to 15 l/min.
- ▶ A low-stimulus environment must be maintained.
- ▶ Monitor and treat, where necessary, for shock.
- ▶ Anticipate and treat, where necessary, for seizures.
- ▶ **DO NOT use emetics.** Where ingestion is suspected rinse mouth and give up to 200 ml water (5 ml/kg recommended) for dilution where patient is able to swallow, has a strong gag reflex and does not drool.

#### ADVANCED TREATMENT

- ▶ Consider orotracheal or nasotracheal intubation for airway control in unconscious patient or where respiratory arrest has occurred.
- ▶ Positive-pressure ventilation using a bag-valve mask might be of use.
- ▶ Monitor and treat, where necessary, for arrhythmias.
- ▶ Start an IV D5W TKO. If signs of hypovolaemia are present use lactated Ringers solution. Fluid overload might create complications.
- ▶ Drug therapy should be considered for pulmonary oedema.
- ▶ Hypotension without signs of hypovolaemia may require vasopressors.
- ▶ Treat seizures with diazepam.
- ▶ Proparacaine hydrochloride should be used to assist eye irrigation.

#### EMERGENCY DEPARTMENT

- ▶ Laboratory analysis of complete blood count, serum electrolytes, BUN, creatinine, glucose, urinalysis, baseline for serum aminotransferases (ALT and AST), calcium, phosphorus and magnesium, may assist in establishing a treatment regime. Other useful analyses include anion and osmolar gaps, arterial blood gases (ABGs), chest radiographs and electrocardiograph.
- ▶ Ethers may produce anion gap acidosis. Hyperventilation and bicarbonate therapy might be indicated.
- ▶ Haemodialysis might be considered in patients with impaired renal function.
- ▶ Consult a toxicologist as necessary.

BRONSTEIN, A.C. and CURRANCE, P.L.

EMERGENCY CARE FOR HAZARDOUS MATERIALS EXPOSURE: 2nd Ed. 1994

## SECTION 5 FIREFIGHTING MEASURES

### Extinguishing media

#### SMALL FIRE:

- ▶ Water spray, dry chemical or CO2

#### LARGE FIRE:

- ▶ Water spray or fog.

### Special hazards arising from the substrate or mixture

<b>Fire Incompatibility</b>	▶ Avoid contamination with oxidising agents i.e. nitrates, oxidising acids, chlorine bleaches, pool chlorine etc. as ignition may result
-----------------------------	--

### Advice for firefighters

<b>Fire Fighting</b>	<p>FOR FIRES INVOLVING MANY GAS CYLINDERS:</p> <ul style="list-style-type: none"> <li>▶ To stop the flow of gas, specifically trained personnel may inert the atmosphere to reduce oxygen levels thus allowing the capping of leaking container(s).</li> <li>▶ Reduce the rate of flow and inject an inert gas, if possible, before completely stopping the flow to prevent flashback.</li> <li>▶ <b>DO NOT extinguish the fire until the supply is shut off</b> otherwise an explosive re-ignition may occur.</li> <li>▶ If the fire is extinguished and the flow of gas continues, used increased ventilation to prevent build-up, of explosive atmosphere.</li> <li>▶ Use non-sparking tools to close container valves.</li> <li>▶ Be CAUTIOUS of a Boiling Liquid Evaporating Vapour Explosion, <i>BLEVE</i>, if fire is impinging on surrounding containers.</li> </ul>
----------------------	--

## Theo Forch Active Tyre Foam Care P320 400 ml

	<ul style="list-style-type: none"> <li>▶ Direct 2500 litre/min (500 gpm) water stream onto containers above liquid level with the assistance remote monitors.</li> <li>▶ Alert Fire Brigade and tell them location and nature of hazard.</li> <li>▶ May be violently or explosively reactive.</li> <li>▶ Wear breathing apparatus plus protective gloves.</li> <li>▶ Prevent, by any means available, spillage from entering drains or water course.</li> <li>▶ If safe, switch off electrical equipment until vapour fire hazard removed.</li> <li>▶ Use water delivered as a fine spray to control fire and cool adjacent area.</li> <li>▶ <b>DO NOT</b> approach containers suspected to be hot.</li> </ul>
<b>Fire/Explosion Hazard</b>	<ul style="list-style-type: none"> <li>▶ Liquid and vapour are highly flammable.</li> <li>▶ Severe fire hazard when exposed to heat or flame.</li> <li>▶ Vapour forms an explosive mixture with air.</li> <li>▶ Severe explosion hazard, in the form of vapour, when exposed to flame or spark.</li> <li>▶ Vapour may travel a considerable distance to source of ignition.</li> <li>▶ Heating may cause expansion or decomposition with violent container rupture.</li> <li>▶ Aerosol cans may explode on exposure to naked flames.</li> </ul> <p>Combustion products include: carbon monoxide (CO) carbon dioxide (CO<sub>2</sub>) other pyrolysis products typical of burning organic material.</p>
<b>HAZCHEM</b>	Not Applicable

### SECTION 6 ACCIDENTAL RELEASE MEASURES

#### Personal precautions, protective equipment and emergency procedures

See section 8

#### Environmental precautions

See section 12

#### Methods and material for containment and cleaning up

<b>Minor Spills</b>	<ul style="list-style-type: none"> <li>▶ Clean up all spills immediately.</li> <li>▶ Avoid breathing vapours and contact with skin and eyes.</li> <li>▶ Wear protective clothing, impervious gloves and safety glasses.</li> <li>▶ Shut off all possible sources of ignition and increase ventilation.</li> <li>▶ Wipe up.</li> <li>▶ If safe, damaged cans should be placed in a container outdoors, away from all ignition sources, until pressure has dissipated.</li> <li>▶ Undamaged cans should be gathered and stowed safely.</li> </ul>
<b>Major Spills</b>	<ul style="list-style-type: none"> <li>▶ Clear area of personnel and move upwind.</li> <li>▶ Alert Fire Brigade and tell them location and nature of hazard.</li> <li>▶ May be violently or explosively reactive.</li> <li>▶ Wear breathing apparatus plus protective gloves.</li> <li>▶ Prevent, by any means available, spillage from entering drains or water courses</li> <li>▶ No smoking, naked lights or ignition sources.</li> <li>▶ Increase ventilation.</li> <li>▶ Stop leak if safe to do so.</li> </ul>

Personal Protective Equipment advice is contained in Section 8 of the SDS.

### SECTION 7 HANDLING AND STORAGE

#### Precautions for safe handling

<b>Safe handling</b>	<ul style="list-style-type: none"> <li>▶ Avoid all personal contact, including inhalation.</li> <li>▶ Wear protective clothing when risk of exposure occurs.</li> <li>▶ Use in a well-ventilated area.</li> <li>▶ Prevent concentration in hollows and sumps.</li> <li>▶ <b>DO NOT enter confined spaces until atmosphere has been checked.</b></li> <li>▶ Avoid smoking, naked lights or ignition sources.</li> <li>▶ Avoid contact with incompatible materials.</li> </ul>
<b>Other information</b>	<ul style="list-style-type: none"> <li>▶ Keep dry to avoid corrosion of cans. Corrosion may result in container perforation and internal pressure may eject contents of can</li> <li>▶ Store in original containers in approved flammable liquid storage area.</li> <li>▶ <b>DO NOT store in pits, depressions, basements or areas where vapours may be trapped.</b></li> <li>▶ No smoking, naked lights, heat or ignition sources.</li> <li>▶ Keep containers securely sealed. Contents under pressure.</li> <li>▶ Store away from incompatible materials.</li> <li>▶ Store in a cool, dry, well ventilated area.</li> </ul>

## Conditions for safe storage, including any incompatibilities

<b>Suitable container</b>	<ul style="list-style-type: none"> <li>▶ Aerosol dispenser.</li> <li>▶ Check that containers are clearly labelled.</li> </ul>
<b>Storage incompatibility</b>	<p>Dimethyl ether:</p> <ul style="list-style-type: none"> <li>▶ is a peroxidisable gas</li> <li>▶ may be heat and shock sensitive</li> <li>▶ is able to form unstable peroxides on prolonged exposure to air</li> <li>▶ reacts violently with oxidisers, aluminium hydride, lithium aluminium hydride</li> <li>▶ is incompatible with strong acids, metal salts</li> </ul> <p>Ethers</p> <ul style="list-style-type: none"> <li>·may react violently with strong oxidising agents and acids.</li> <li>·can act as bases.- they form salts with strong acids and addition complexes with Lewis acids; the complex between diethyl ether and boron trifluoride is an example.</li> <li>·are generally stable to water under neutral conditions and ambient temperatures.</li> <li>·are hydrolysed by heating in the presence of halogen acids, particularly hydrogen iodide</li> <li>·are relatively inert In other reactions, which typically involve the breaking of the carbon-oxygen bond             <ul style="list-style-type: none"> <li>▶ The tendency of many ethers to form explosive peroxides is well documented.</li> <li>▶ Ethers lacking non-methyl hydrogen atoms adjacent to the ether link are thought to be relatively safe.</li> <li>▶ When solvents have been freed from peroxides (by percolation through a column of activated alumina for example), the absorbed peroxides must promptly be desorbed by treatment with the polar solvents methanol or water, which should be discarded safely.</li> <li>▶ Compressed gases may contain a large amount of kinetic energy over and above that potentially available from the energy of reaction produced by the gas in chemical reaction with other substances</li> </ul> </li> </ul>

## SECTION 8 EXPOSURE CONTROLS / PERSONAL PROTECTION

### Control parameters

#### OCCUPATIONAL EXPOSURE LIMITS (OEL)

#### INGREDIENT DATA


Source	Ingredient	Material name	TWA	STEL	Peak	Notes
Australia Exposure Standards	dimethyl ether	Dimethyl ether	400 ppm / 760 mg/m3	950 mg/m3 / 500 ppm	Not Available	Not Available

#### EMERGENCY LIMITS

Ingredient	Material name	TEEL-1	TEEL-2	TEEL-3
dimethyl ether	Methyl ether; (Dimethyl ether)	3,000 ppm	3800 ppm	7200 ppm

Ingredient	Original IDLH	Revised IDLH
dimethyl ether	Not Available	Not Available

### Exposure controls

<b>Appropriate engineering controls</b>	<p>Engineering controls are used to remove a hazard or place a barrier between the worker and the hazard. Well-designed engineering controls can be highly effective in protecting workers and will typically be independent of worker interactions to provide this high level of protection.</p> <p>The basic types of engineering controls are:</p> <p>Process controls which involve changing the way a job activity or process is done to reduce the risk.</p> <p>Enclosure and/or isolation of emission source which keeps a selected hazard "physically" away from the worker and ventilation that strategically "adds" and "removes" air in the work environment. Ventilation can remove or dilute an air contaminant if designed properly. The design of a ventilation system must match the particular process and chemical or contaminant in use.</p> <p>Employers may need to use multiple types of controls to prevent employee overexposure.</p>
<b>Personal protection</b>	
<b>Eye and face protection</b>	<p>No special equipment for minor exposure i.e. when handling small quantities.</p> <p><b>OTHERWISE:</b> For potentially moderate or heavy exposures:</p> <ul style="list-style-type: none"> <li>▶ Safety glasses with side shields.</li> <li>▶ <b>NOTE:</b> Contact lenses pose a special hazard; soft lenses may absorb irritants and <b>ALL</b> lenses concentrate them.</li> </ul>
<b>Skin protection</b>	See Hand protection below
<b>Hands/feet protection</b>	<ul style="list-style-type: none"> <li>▶ No special equipment needed when handling small quantities.</li> <li>▶ <b>OTHERWISE:</b></li> <li>▶ For potentially moderate exposures:</li> </ul>

## Theo Forch Active Tyre Foam Care P320 400 ml

	<ul style="list-style-type: none"> <li>▶ Wear general protective gloves, eg. light weight rubber gloves.</li> <li>▶ For potentially heavy exposures:</li> <li>▶ Wear chemical protective gloves, eg. PVC. and safety footwear.</li> </ul>
<b>Body protection</b>	See Other protection below
<b>Other protection</b>	<ul style="list-style-type: none"> <li>▶ The clothing worn by process operators insulated from earth may develop static charges far higher (up to 100 times) than the minimum ignition energies for various flammable gas-air mixtures. This holds true for a wide range of clothing materials including cotton.</li> <li>▶ Avoid dangerous levels of charge by ensuring a low resistivity of the surface material worn outermost.</li> </ul> <p>BREThERICK: Handbook of Reactive Chemical Hazards. No special equipment needed when handling small quantities.</p> <p><b>OTHERWISE:</b></p> <ul style="list-style-type: none"> <li>▶ Overalls.</li> <li>▶ Skin cleansing cream.</li> <li>▶ Eyewash unit.</li> <li>▶ Do not spray on hot surfaces.</li> </ul>

### Recommended material(s)

#### GLOVE SELECTION INDEX

Glove selection is based on a modified presentation of the:

**"Forsberg Clothing Performance Index".**

The effect(s) of the following substance(s) are taken into account in the **computer-generated** selection:

Theo Forch Active Tyre Foam Care P320 400 ml

Material	CPI
BUTYL	A
NEOPRENE	A

\* CPI - Chemwatch Performance Index

A: Best Selection

B: Satisfactory; may degrade after 4 hours continuous immersion

C: Poor to Dangerous Choice for other than short term immersion

**NOTE:** As a series of factors will influence the actual performance of the glove, a final selection must be based on detailed observation. -

\* Where the glove is to be used on a short term, casual or infrequent basis, factors such as "feel" or convenience (e.g. disposability), may dictate a choice of gloves which might otherwise be unsuitable following long-term or frequent use. A qualified practitioner should be consulted.

### Respiratory protection

Type AX Filter of sufficient capacity. (AS/NZS 1716 & 1715, EN 143:2000 & 149:2001, ANSI Z88 or national equivalent)

Where the concentration of gas/particulates in the breathing zone, approaches or exceeds the "Exposure Standard" (or ES), respiratory protection is required.

Degree of protection varies with both face-piece and Class of filter; the nature of protection varies with Type of filter.

Required Minimum Protection Factor	Half-Face Respirator	Full-Face Respirator	Powered Air Respirator
up to 10 x ES	Air-line*	AX-2	AX-PAPR-2 ^
up to 20 x ES	-	AX-3	-
20+ x ES	-	Air-line**	-

\* - Continuous-flow; \*\* - Continuous-flow or positive pressure demand

^ - Full-face

A(All classes) = Organic vapours, B AUS or B1 = Acid gasses, B2 = Acid gas or hydrogen cyanide(HCN), B3 = Acid gas or hydrogen cyanide(HCN), E = Sulfur dioxide(SO2), G = Agricultural chemicals, K = Ammonia(NH3), Hg = Mercury, NO = Oxides of nitrogen, MB = Methyl bromide, AX = Low boiling point organic compounds(below 65 degC)

- ▶ Cartridge respirators should never be used for emergency ingress or in areas of unknown vapour concentrations or oxygen content.
- ▶ The wearer must be warned to leave the contaminated area immediately on detecting any odours through the respirator. The odour may indicate that the mask is not functioning properly, that the vapour concentration is too high, or that the mask is not properly fitted. Because of these limitations, only restricted use of cartridge respirators is considered appropriate.
- ▶ Cartridge performance is affected by humidity. Cartridges should be changed after 2 hr of continuous use unless it is determined that the humidity is less than 75%, in which case, cartridges can be used for 4 hr. Used cartridges should be discarded daily, regardless of the length of time used
- ▶ Positive pressure, full face, air-supplied breathing apparatus should be used for work in enclosed spaces if a leak is suspected or the primary containment is to be opened (e.g. for a cylinder change)
- ▶ Air-supplied breathing apparatus is required where release of gas from primary containment is either suspected or demonstrated.

## SECTION 9 PHYSICAL AND CHEMICAL PROPERTIES

### Information on basic physical and chemical properties

<b>Appearance</b>	White aerosol with slight odour; mixes with water.		
<b>Physical state</b>	Compressed Gas	<b>Relative density (Water = 1)</b>	Not Available
<b>Odour</b>	Not Available	<b>Partition coefficient n-octanol / water</b>	Not Available

## Theo Forch Active Tyre Foam Care P320 400 ml

<b>Odour threshold</b>	Not Available	<b>Auto-ignition temperature (°C)</b>	350
<b>pH (as supplied)</b>	7.5	<b>Decomposition temperature</b>	Not Available
<b>Melting point / freezing point (°C)</b>	Not Available	<b>Viscosity (cSt)</b>	Not Available
<b>Initial boiling point and boiling range (°C)</b>	Not Available	<b>Molecular weight (g/mol)</b>	Not Applicable
<b>Flash point (°C)</b>	-60	<b>Taste</b>	Not Available
<b>Evaporation rate</b>	Not Available	<b>Explosive properties</b>	Not Available
<b>Flammability</b>	HIGHLY FLAMMABLE.	<b>Oxidising properties</b>	Not Available
<b>Upper Explosive Limit (%)</b>	32	<b>Surface Tension (dyn/cm or mN/m)</b>	Not Available
<b>Lower Explosive Limit (%)</b>	1.4	<b>Volatile Component (%vol)</b>	Not Available
<b>Vapour pressure (kPa)</b>	340	<b>Gas group</b>	Not Available
<b>Solubility in water</b>	Miscible	<b>pH as a solution (1%)</b>	Not Available
<b>Vapour density (Air = 1)</b>	Not Available	<b>VOC g/L</b>	Not Available

### SECTION 10 STABILITY AND REACTIVITY

<b>Reactivity</b>	See section 7
<b>Chemical stability</b>	<ul style="list-style-type: none"> <li>▶ Elevated temperatures.</li> <li>▶ Presence of open flame.</li> <li>▶ Product is considered stable.</li> <li>▶ Hazardous polymerisation will not occur.</li> </ul>
<b>Possibility of hazardous reactions</b>	See section 7
<b>Conditions to avoid</b>	See section 7
<b>Incompatible materials</b>	See section 7
<b>Hazardous decomposition products</b>	See section 5

### SECTION 11 TOXICOLOGICAL INFORMATION

#### Information on toxicological effects

<b>Inhaled</b>	<p>Inhalation of aerosols (mists, fumes), generated by the material during the course of normal handling, may be damaging to the health of the individual.</p> <p>There is some evidence to suggest that the material can cause respiratory irritation in some persons. The body's response to such irritation can cause further lung damage.</p> <p>Inhalation of toxic gases may cause:</p> <ul style="list-style-type: none"> <li>▶ Central Nervous System effects including depression, headache, confusion, dizziness, stupor, coma and seizures;</li> <li>▶ respiratory: acute lung swellings, shortness of breath, wheezing, rapid breathing, other symptoms and respiratory arrest;</li> <li>▶ heart: collapse, irregular heartbeats and cardiac arrest;</li> <li>▶ gastrointestinal: irritation, ulcers, nausea and vomiting (may be bloody), and abdominal pain.</li> </ul> <p><b>WARNING: Intentional misuse by concentrating/inhaling contents may be lethal.</b></p>
<b>Ingestion</b>	<p>Accidental ingestion of the material may be damaging to the health of the individual.</p> <p>Not normally a hazard due to physical form of product.</p> <p>Considered an unlikely route of entry in commercial/industrial environments Ingestion may result in nausea, abdominal irritation, pain and vomiting</p>
<b>Skin Contact</b>	<p>Skin contact with the material may damage the health of the individual; systemic effects may result following absorption.</p> <p>There is some evidence to suggest that this material can cause inflammation of the skin on contact in some persons.</p> <p>Spray mist may produce discomfort</p> <p>Open cuts, abraded or irritated skin should not be exposed to this material</p> <p>Entry into the blood-stream, through, for example, cuts, abrasions or lesions, may produce systemic injury with harmful effects. Examine the skin prior to the use of the material and ensure that any external damage is suitably protected.</p>
<b>Eye</b>	<p>There is some evidence to suggest that this material can cause eye irritation and damage in some persons.</p> <p>Not considered to be a risk because of the extreme volatility of the gas.</p>
<b>Chronic</b>	<p>Substance accumulation, in the human body, may occur and may cause some concern following repeated or long-term occupational exposure.</p> <p>Main route of exposure to the gas in the workplace is by inhalation.</p> <p>Chronic exposure to alkyl ethers may result in loss of appetite, excessive thirst, fatigue, and weight loss.</p>

## Theo Forch Active Tyre Foam Care P320 400 ml

Inhalation may result in chrome ulcers or sores in the mucous membranes of the nose, and lung damage.

Theo Forch Active Tyre Foam Care P320 400 ml	TOXICITY	IRRITATION
	Not Available	Not Available
dimethyl ether	TOXICITY	IRRITATION
	Inhalation (rat) LC50: 309 mg/l/4H <sup>[2]</sup>	Not Available
<b>Legend:</b>	1. Value obtained from Europe ECHA Registered Substances - Acute toxicity 2.* Value obtained from manufacturer's SDS. Unless otherwise specified data extracted from RTECS - Register of Toxic Effect of chemical Substances	

Acute Toxicity	✗	Carcinogenicity	✗
Skin Irritation/Corrosion	✗	Reproductivity	✗
Serious Eye Damage/Irritation	✗	STOT - Single Exposure	✗
Respiratory or Skin sensitisation	✗	STOT - Repeated Exposure	✗
Mutagenicity	✗	Aspiration Hazard	✗

**Legend:** ✗ – Data either not available or does not fill the criteria for classification  
 ✓ – Data available to make classification

## SECTION 12 ECOLOGICAL INFORMATION

### Toxicity

Theo Forch Active Tyre Foam Care P320 400 ml	ENDPOINT	TEST DURATION (HR)	SPECIES	VALUE	SOURCE
	Not Available	Not Available	Not Available	Not Available	Not Available
dimethyl ether	ENDPOINT	TEST DURATION (HR)	SPECIES	VALUE	SOURCE
	LC50	96	Fish	1-783.04mg/L	2
	EC50	48	Crustacea	>4400.0mg/L	2
	EC50	96	Algae or other aquatic plants	154.917mg/L	2
	NOEC	48	Crustacea	>4000mg/L	1
<b>Legend:</b>	Extracted from 1. IUCLID Toxicity Data 2. Europe ECHA Registered Substances - Ecotoxicological Information - Aquatic Toxicity 3. EPIWIN Suite V3.12 (QSAR) - Aquatic Toxicity Data (Estimated) 4. US EPA, Ecotox database - Aquatic Toxicity Data 5. ECETOC Aquatic Hazard Assessment Data 6. NITE (Japan) - Bioconcentration Data 7. METI (Japan) - Bioconcentration Data 8. Vendor Data				

**DO NOT** discharge into sewer or waterways.

### Persistence and degradability

Ingredient	Persistence: Water/Soil	Persistence: Air
dimethyl ether	LOW	LOW

### Bioaccumulative potential

Ingredient	Bioaccumulation
dimethyl ether	LOW (LogKOW = 0.1)

### Mobility in soil

Ingredient	Mobility
dimethyl ether	HIGH (KOC = 1.292)

## SECTION 13 DISPOSAL CONSIDERATIONS

### Waste treatment methods



<b>Product / Packaging disposal</b>	<ul style="list-style-type: none"> <li>▶ Consult State Land Waste Management Authority for disposal.</li> <li>▶ Discharge contents of damaged aerosol cans at an approved site.</li> <li>▶ Allow small quantities to evaporate.</li> <li>▶ <b>DO NOT incinerate or puncture aerosol cans.</b></li> <li>▶ Bury residues and emptied aerosol cans at an approved site.</li> </ul>
-------------------------------------	---

## SECTION 14 TRANSPORT INFORMATION

### Labels Required

	
<b>Marine Pollutant</b>	NO
<b>HAZCHEM</b>	Not Applicable

### Land transport (ADG)

<b>UN number</b>	1950				
<b>UN proper shipping name</b>	AEROSOLS				
<b>Transport hazard class(es)</b>	<table border="0" style="width: 100%;"> <tr> <td style="border-right: 1px dashed black;">Class</td> <td>2.1</td> </tr> <tr> <td style="border-right: 1px dashed black;">Subrisk</td> <td>Not Applicable</td> </tr> </table>	Class	2.1	Subrisk	Not Applicable
Class	2.1				
Subrisk	Not Applicable				
<b>Packing group</b>	Not Applicable				
<b>Environmental hazard</b>	Not Applicable				
<b>Special precautions for user</b>	<table border="0" style="width: 100%;"> <tr> <td style="border-right: 1px dashed black;">Special provisions</td> <td>63 190 277 327 344 381</td> </tr> <tr> <td style="border-right: 1px dashed black;">Limited quantity</td> <td>1000ml</td> </tr> </table>	Special provisions	63 190 277 327 344 381	Limited quantity	1000ml
Special provisions	63 190 277 327 344 381				
Limited quantity	1000ml				

### Air transport (ICAO-IATA / DGR)

<b>UN number</b>	1950														
<b>UN proper shipping name</b>	Aerosols, flammable														
<b>Transport hazard class(es)</b>	<table border="0" style="width: 100%;"> <tr> <td style="border-right: 1px dashed black;">ICAO/IATA Class</td> <td>2.1</td> </tr> <tr> <td style="border-right: 1px dashed black;">ICAO / IATA Subrisk</td> <td>Not Applicable</td> </tr> <tr> <td style="border-right: 1px dashed black;">ERG Code</td> <td>10L</td> </tr> </table>	ICAO/IATA Class	2.1	ICAO / IATA Subrisk	Not Applicable	ERG Code	10L								
ICAO/IATA Class	2.1														
ICAO / IATA Subrisk	Not Applicable														
ERG Code	10L														
<b>Packing group</b>	Not Applicable														
<b>Environmental hazard</b>	Not Applicable														
<b>Special precautions for user</b>	<table border="0" style="width: 100%;"> <tr> <td style="border-right: 1px dashed black;">Special provisions</td> <td>A145 A167 A802</td> </tr> <tr> <td style="border-right: 1px dashed black;">Cargo Only Packing Instructions</td> <td>203</td> </tr> <tr> <td style="border-right: 1px dashed black;">Cargo Only Maximum Qty / Pack</td> <td>150 kg</td> </tr> <tr> <td style="border-right: 1px dashed black;">Passenger and Cargo Packing Instructions</td> <td>203</td> </tr> <tr> <td style="border-right: 1px dashed black;">Passenger and Cargo Maximum Qty / Pack</td> <td>75 kg</td> </tr> <tr> <td style="border-right: 1px dashed black;">Passenger and Cargo Limited Quantity Packing Instructions</td> <td>Y203</td> </tr> <tr> <td style="border-right: 1px dashed black;">Passenger and Cargo Limited Maximum Qty / Pack</td> <td>30 kg G</td> </tr> </table>	Special provisions	A145 A167 A802	Cargo Only Packing Instructions	203	Cargo Only Maximum Qty / Pack	150 kg	Passenger and Cargo Packing Instructions	203	Passenger and Cargo Maximum Qty / Pack	75 kg	Passenger and Cargo Limited Quantity Packing Instructions	Y203	Passenger and Cargo Limited Maximum Qty / Pack	30 kg G
Special provisions	A145 A167 A802														
Cargo Only Packing Instructions	203														
Cargo Only Maximum Qty / Pack	150 kg														
Passenger and Cargo Packing Instructions	203														
Passenger and Cargo Maximum Qty / Pack	75 kg														
Passenger and Cargo Limited Quantity Packing Instructions	Y203														
Passenger and Cargo Limited Maximum Qty / Pack	30 kg G														

### Sea transport (IMDG-Code / GGVSee)

<b>UN number</b>	1950				
<b>UN proper shipping name</b>	AEROSOLS				
<b>Transport hazard class(es)</b>	<table border="0" style="width: 100%;"> <tr> <td style="border-right: 1px dashed black;">IMDG Class</td> <td>2.1</td> </tr> <tr> <td style="border-right: 1px dashed black;">IMDG Subrisk</td> <td>Not Applicable</td> </tr> </table>	IMDG Class	2.1	IMDG Subrisk	Not Applicable
IMDG Class	2.1				
IMDG Subrisk	Not Applicable				
<b>Packing group</b>	Not Applicable				

<b>Environmental hazard</b>	Not Applicable	
<b>Special precautions for user</b>	EMS Number	F-D , S-U
	Special provisions	63 190 277 327 344 381 959
	Limited Quantities	1000 ml

**Transport in bulk according to Annex II of MARPOL and the IBC code**

Not Applicable

**SECTION 15 REGULATORY INFORMATION****Safety, health and environmental regulations / legislation specific for the substance or mixture****DIMETHYL ETHER(115-10-6) IS FOUND ON THE FOLLOWING REGULATORY LISTS**

Australia Dangerous Goods Code (ADG Code) - Dangerous Goods List

Australia Dangerous Goods Code (ADG Code) - List of Emergency Action Codes

Australia Dangerous Goods Code (ADG Code) - Packing Instruction - Liquefied and Dissolved Gases

Australia Exposure Standards

Australia Hazardous Chemical Information System (HCIS) - Hazardous Chemicals

Australia Inventory of Chemical Substances (AICS)

Australia Standard for the Uniform Scheduling of Medicines and Poisons (SUSMP) - Appendix B (Part 3)

Australia Standard for the Uniform Scheduling of Medicines and Poisons (SUSMP) - Appendix E (Part 2)

Australia Standard for the Uniform Scheduling of Medicines and Poisons (SUSMP) - Index

Australia Standard for the Uniform Scheduling of Medicines and Poisons (SUSMP) - Schedule 5

GESAMP/EHS Composite List - GESAMP Hazard Profiles

IMO IBC Code Chapter 17: Summary of minimum requirements

International Air Transport Association (IATA) Dangerous Goods Regulations  
International Maritime Dangerous Goods Requirements (IMDG Code)United Nations Recommendations on the Transport of Dangerous Goods  
Model Regulations**National Inventory Status**

National Inventory	Status
Australia - AICS	Yes
Canada - DSL	Yes
Canada - NDSL	No (dimethyl ether)
China - IECSC	Yes
Europe - EINEC / ELINCS / NLP	Yes
Japan - ENCS	Yes
Korea - KECI	Yes
New Zealand - NZIoC	Yes
Philippines - PICCS	Yes
USA - TSCA	Yes
Taiwan - TCSI	Yes
Mexico - INSQ	Yes
Vietnam - NCI	Yes
Russia - ARIPS	Yes
Thailand - TECI	Yes
<b>Legend:</b>	Yes = All CAS declared ingredients are on the inventory No = One or more of the CAS listed ingredients are not on the inventory and are not exempt from listing(see specific ingredients in brackets)

**SECTION 16 OTHER INFORMATION**

<b>Revision Date</b>	15/04/2019
<b>Initial Date</b>	05/05/2010

**SDS Version Summary**

Version	Issue Date	Sections Updated
2.1.1.1	05/05/2010	Classification, Supplier Information

4.1.1.1

15/04/2019

Physical Properties

## Other information

Classification of the preparation and its individual components has drawn on official and authoritative sources as well as independent review by the Chemwatch Classification committee using available literature references.

The SDS is a Hazard Communication tool and should be used to assist in the Risk Assessment. Many factors determine whether the reported Hazards are Risks in the workplace or other settings. Risks may be determined by reference to Exposures Scenarios. Scale of use, frequency of use and current or available engineering controls must be considered.

## Definitions and abbreviations

PC—TWA: Permissible Concentration-Time Weighted Average

PC—STEL: Permissible Concentration-Short Term Exposure Limit

IARC: International Agency for Research on Cancer

ACGIH: American Conference of Governmental Industrial Hygienists

STEL: Short Term Exposure Limit

TEEL: Temporary Emergency Exposure Limit.

IDLH: Immediately Dangerous to Life or Health Concentrations

OSF: Odour Safety Factor

NOAEL :No Observed Adverse Effect Level

LOAEL: Lowest Observed Adverse Effect Level

TLV: Threshold Limit Value

LOD: Limit Of Detection

OTV: Odour Threshold Value

BCF: BioConcentration Factors

BEI: Biological Exposure Index

This document is copyright.

Apart from any fair dealing for the purposes of private study, research, review or criticism, as permitted under the Copyright Act, no part may be reproduced by any process without written permission from CHEMWATCH.

TEL (+61 3) 9572 4700.